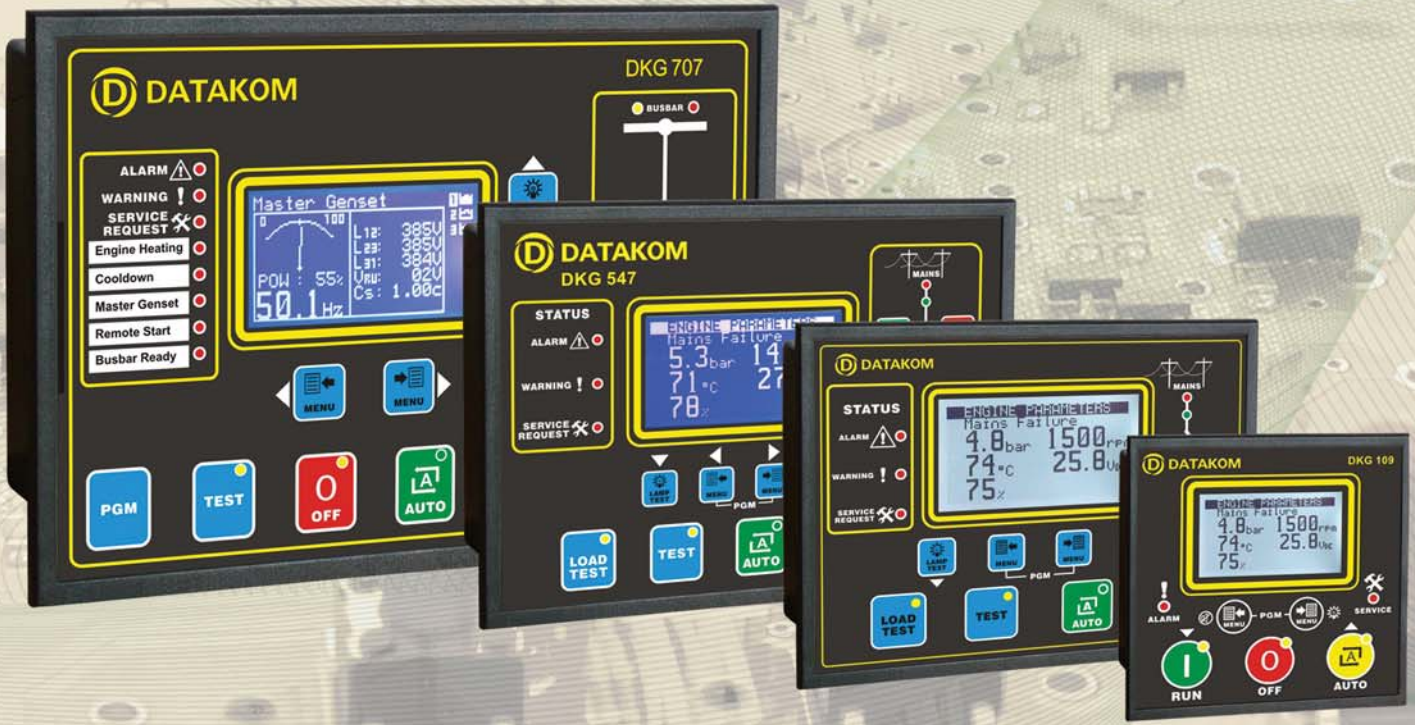





DATAKOM

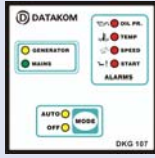


PRODUCT RANGE



AUTOMATIC MAINS FAILURE UNITS


DKG-107



- * Mains / genset voltage inputs: 3 / 1
- * Digital inputs: Oil, temp
- * Relay outputs: Fuel, start, MC, GC
- * Factory set timers
- * Adjustable AC low voltage limit

- * Jumper selectable 50/60Hz operation
- * Jumper selectable oil pressure/ oil level switch input
- * Dimensions: 72x72x52mm (WxHxD)

DKG-105



- * Mains / genset voltage inputs: 3 / 1
- * Digital inputs: Oil, temp
- * Relay outputs: Fuel, start, MC, GC, auxiliary

- * Configurable from front panel
- * Digital display of genset frequency and phase voltages
- * Dimensions: 72x72x76mm (WxHxD)

DKG-207



- * Mains / genset voltage inputs: 3 / 1
- * Genset current inputs: 1
- * Configurable digital inputs: 5
- * Configurable analogue temperature and oil pressure inputs
- * Configurable relay outputs: 2
- * Total relay outputs: 6
- * Configurable from front panel

- * KW and PF measurement (single phase)
- * Built-in daily, weekly, monthly exerciser
- * Engine hours run counter
- * Periodic maintenance request display
- * Event logging + statistical counters
- * Serial data port for telemetry on PC
- * MS-Windows remote monitoring SW
- * Dimensions: 130x100x39mm (WxHxD)

DKG-307



- * Mains / genset voltage inputs: 3 / 3
- * Genset current inputs: 3
- * Configurable digital inputs: 7
- * Configurable analogue temperature and oil pressure inputs
- * Configurable relay outputs: 2
- * Total relay outputs: 6
- * Output expansion capability
- * Remote Start operation capability
- * Genset KW and PF measurement
- * Engine hours run counter

- * Periodic maintenance request display
- * Battery backed-up real time clock,
- * Weekly operation schedule programs
- * Built-in daily, weekly, monthly exerciser
- * Configurable from front panel
- * Event logging with time stamp
- * Statistical counters
- * Serial RS-232 port for telemetry on PC
- * MS-Windows remote monitoring SW
- * Dimensions: 165x125x48mm (WxHxD)


DKG-507



- * Mains / genset voltage inputs: 3 / 3
- * Genset current inputs: 3
- * Configurable digital inputs: 7
- * Configurable analogue temperature and oil pressure inputs
- * Factory set analogue fuel level input
- * Configurable relay outputs: 2
- * Total relay outputs: 6
- * Output expansion capability
- * Remote Start operation capability
- * Genset KW and PF measurement

- * Engine hours run counter
- * Periodic maintenance request display
- * Battery backed-up real time clock,
- * Weekly operation schedule programs
- * Built-in daily, weekly, monthly exerciser
- * Configurable from front panel
- * Event logging with time stamp
- * Statistical counters
- * Serial RS-232 port for telemetry on PC
- * MS-Windows remote monitoring SW
- * Dimensions: 190x135x48mm (WxHxD)

DKG-507-J



J1939



- * J1939 CANBUS ECU control and monitoring
- * ECU fault codes display
- * Mains / genset voltage inputs: 3 / 3
- * Genset current inputs: 3
- * Configurable digital inputs: 7
- * Configurable analogue temperature and oil pressure inputs
- * Factory set analogue fuel level input
- * Configurable relay outputs: 2
- * Total relay outputs: 6
- * Output expansion capability
- * Remote Start operation capability
- * Genset KW and PF measurement

- * Engine hours run counter
- * Periodic maintenance request display
- * Battery backed-up real time clock,
- * Weekly operation schedule programs
- * Built-in daily, weekly, monthly exerciser
- * Configurable from front panel
- * Event logging with time stamp
- * Statistical counters
- * Serial RS-232 port
- * GSM SMS message sending on fault
- * Modem calls on fault
- * MODBUS communications
- * MS-Windows remote monitoring SW
- * Dimensions: 190x135x48mm (WxHxD)

DKG-527



J1939



- * J1939 CANBUS ECU control and monitoring
- * ECU fault codes display
- * Mains / genset voltage inputs: 3 / 3
- * Genset current inputs: 3
- * Configurable digital inputs: 8
- * Configurable analogue temperature and oil pressure inputs
- * Factory set analogue fuel level input
- * Configurable relay outputs: 2
- * Total relay outputs: 6
- * Output expansion capability
- * Remote Start operation capability
- * Genset KW and PF measurement

- * Engine hours run counter
- * Periodic maintenance request display
- * Battery backed-up real time clock,
- * Weekly operation schedule programs
- * Built-in daily, weekly, monthly exerciser
- * Configurable from front panel
- * Event logging with time stamp
- * Statistical counters
- * Serial RS-232 port
- * GSM SMS message sending on fault
- * Modem calls on fault
- * MODBUS communications
- * MS-Windows remote monitoring SW
- * Dimensions: 202x148x48mm (WxHxD)

AUTOMATIC MAINS FAILURE UNITS (Continued)

DKG-109



J1939



- * Available with J1939 or magnetic pickup input
- * Mains / genset voltage inputs: 3 / 1
- * Genset current inputs: 1
- * Configurable digital inputs: 5
- * Configurable analogue temperature, oil pressure and fuel level inputs
- * Configurable digital outputs: 2
- * Total digital outputs: 6
- * Triple language support
- * Customer logo display capability
- * Configurable from front panel
- * 3 level password support
- * Dual genset mutual standby operation
- * Genset KW and PF measurement
- * 100 events with measurements
- * Logic level serial port
- * GSM SMS message sending on fault
- * MODBUS communications
- * MS-Windows remote monitoring SW
- * Dimensions: 96 x 96 x 53 mm (WxHxD)

DKG-309



J1939



- * Available with J1939 or magnetic pickup input
- * Mains / genset voltage inputs: 3 / 3
- * Genset current inputs: 3
- * Configurable digital inputs: 7
- * Configurable analogue temperature, oil pressure and fuel level inputs
- * Configurable digital outputs: 2
- * Total digital outputs: 6
- * Output expansion capability
- * Triple language support
- * Customer logo display capability
- * Configurable from front panel
- * 3 level password support
- * Dual genset mutual standby operation
- * Genset KW and PF measurement
- * Battery backed-up real time clock, Weekly operation schedule programs
- * Built-in daily, weekly, monthly exerciser
- * 100 events with time stamp and measurements
- * Serial RS-232 port
- * GSM SMS message sending on fault
- * Modem calls on fault
- * MODBUS communications
- * MS-Windows remote monitoring SW
- * Dimensions: 165 x 125 x 48 mm (WxHxD)

DKG-509



J1939



- * Available with J1939 or magnetic pickup input
- * Mains / genset voltage inputs: 3 / 3
- * Genset current inputs: 3
- * Configurable digital inputs: 7
- * Configurable analogue temperature, oil pressure and fuel level inputs
- * Configurable digital outputs: 2
- * Total relay outputs: 6
- * Output expansion capability
- * Triple language support
- * Customer logo display capability
- * Configurable from front panel
- * 3 level password support
- * Dual genset mutual standby operation
- * Genset KW and PF measurement
- * Battery backed-up real time clock, Weekly operation schedule programs
- * Built-in daily, weekly, monthly exerciser
- * 100 events with time stamp and measurements
- * Serial RS-232 port
- * GSM SMS message sending on fault
- * Modem calls on fault
- * MODBUS communications
- * MS-Windows remote monitoring SW
- * Dimensions: 190 x 135 x 48 mm (WxHxD)

DKG-543



- * Mains / genset voltage inputs: 3 / 3
- * Genset current inputs: 3
- * Configurable digital inputs: 8
- * Configurable analogue temperature, oil pressure and fuel level inputs
- * Configurable digital outputs: 2
- * Total digital outputs: 6
- * Magnetic pickup input
- * Output expansion capability
- * Triple language support
- * Customer logo display capability
- * Configurable from front panel
- * 3 level password support
- * Dual genset mutual standby operation
- * Genset KW and PF measurement
- * Battery backed-up real time clock, Weekly operation schedule programs
- * Built-in daily, weekly, monthly exerciser
- * 100 events with time stamp and measurements
- * Serial RS-232 port
- * GSM SMS message sending on fault
- * Modem calls on fault
- * MODBUS communications
- * MS-Windows remote monitoring SW
- * Dimensions: 202x148x48mm (WxHxD)

DKG-547




J1939



- * J1939 CANBUS ECU control and monitoring
- * J1939 ECU warnings displayed as text
- * Mains / genset voltage inputs: 3 / 3
- * Genset current inputs: 3
- * Configurable digital inputs: 8
- * Configurable analogue temperature, oil pressure and fuel level inputs
- * Configurable digital outputs: 2
- * Total digital outputs: 6
- * Output expansion capability
- * Triple language support
- * Customer logo display capability
- * Configurable from front panel
- * 3 level password support
- * Dual genset mutual standby operation
- * Genset KW and PF measurement
- * Battery backed-up real time clock, Weekly operation schedule programs
- * Built-in daily, weekly, monthly exerciser
- * 200 events with time stamp and measurements
- * Serial RS-232 port
- * GSM SMS message sending on fault
- * Modem calls on fault
- * MODBUS communications
- * MS-Windows remote monitoring SW
- * Dimensions: 202x148x48mm (WxHxD)

MULTI GENSET PARALLELING

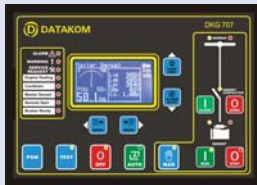
DKG-703



J1939

- * J1939 CANBUS electronic engine support
- * Single set parallel with mains
- * Dual genset synchronization + parallel with mains
- * ECU fault codes display with text
- * Fully configurable from front panel
- * Mains / genset voltage inputs: 3 / 3
- * Mains / genset current inputs: 3 / 3
- * Configurable digital inputs: 8
- * Configurable analogue inputs: 4
- * Configurable relay outputs: 6
- * Output expansion capability
- * Remote Start operation capability
- * True RMS measurements
- * Complete mains and genset power measurements
- * No break transfer
- * No break load test
- * KW + KVA load sharing
- * Soft transfer with ramp control
- * Peak lopping (peak shaving)
- * Export to mains
- * G-59 mains protections
- * Governor and AVR control interface
- * Battery backed-up real time clock
- * Weekly operation schedule programs
- * Built-in daily, weekly, monthly exerciser
- * Event logging with time stamp
- * Engine hours run counter
- * Periodic maintenance request display
- * Statistical counters
- * Serial RS-232 port
- * GSM SMS message sending on fault
- * Modem calls on fault
- * MODBUS communications
- * MS-Windows Remote monitoring SW
- * Dimensions: 202x148x48mm (WxHxD)

DKG-707



J1939

- * Multi genset synchronization (up to 8 gensets)
- * Multi genset load sharing (up to 8 gensets)
- * Both active and reactive load sharing
- * J1939 CANBUS electronic engine support
- * True RMS measurements
- * Complete genset power measurements
- * Busbar voltages and frequency measurements
- * Dead bus sensing
- * Synchroscope
- * Built-in Governor control
- * Fully isolated built-in AVR control
- * Fully isolated data link communication port
- * Gas engine support
- * Magnetic pick-up input
- * Load dependent automatic Start/Stop
- * Load dependent quick and delayed start
- * Soft loading and unloading of gensets
- * Equal aging of gensets
- * Programmable Logic functions
- * Voltage transformer ratio for MV applications
- * Periodic maintenance request indicator
- * Battery backed-up real time clock
- * Built-in daily, weekly, monthly exerciser
- * Weekly operation schedule programs
- * Event logging with time stamp
- * Statistical counters
- * Free MS-Windows Remote monitoring and software upgrade SW (optional USB adapter needed)
- * High visibility, blue 128x64 graphic LCD
- * User friendly graphics and bargraphs
- * Dual language support
- * Customer logo display capability
- * Isolated RS-485 MODBUS Support through optional USB adaptor
- * Protected semiconductor digital outputs
- * Configurable analogue inputs: 4
- * Configurable digital inputs: 12
- * Configurable digital outputs: 8
- * Configurable led indicators: 5
- * Led/Relay functions selectable from list
- * Dimensions: 235 x 167 x 48mm (WxHxD)
- * Sealed front panel (IP65)

DKG-727



- * Multi genset soft transfer to / from mains
- * Multi genset power export to mains
- * Multi genset peak lopping (peak shaving)
- * True RMS measurements
- * Complete mains power measurements
- * Busbar voltages and frequency measurements
- * Dead bus sensing
- * Synchroscope
- * G-59 mains protections
- * External G59 protections applicable
- * Single Line Diagram monitoring on-line
- * Load surge monitoring in programmed time scope
- * Heavy Duty Feature
- * Programmable Logic functions
- * Fully isolated datalink communication port
- * Voltage transformer ratio for MV applications
- * Earth fault current monitoring
- * Battery backed-up real time clock
- * Built-in daily, weekly, monthly exerciser
- * 500 event logs with time stamp and full snapshot
- * Weekly operation schedule programs
- * Field adjustable parameters
- * Password protected front panel programming
- * Upgrade software downloadable from PC (optional USB adapter needed)
- * Free MS-Windows Remote monitoring SW:
 - monitoring, download of parameters
 - download of software updates
- * High visibility, blue 128x64 graphic LCD
- * User friendly graphic indicators and bar graphs
- * Dual language support
- * Customer logo display capability
- * Isolated RS-485 MODBUS Support through optional USB adaptor
- * Protected semiconductor digital outputs
- * Output expansion capability
- * Configurable digital inputs: 12
- * Configurable digital outputs: 8
- * Configurable led indicators: 4
- * Led/Relay output functions selectable from list
- * Dimensions: 235 x 167 x 48mm (WxHxD)
- * Sealed front panel (IP65)

MANUAL AND REMOTE START UNITS

DKG-114



- * Zero power consumption in OFF mode
- * Charge alternator excitation circuit
- * High engine temperature protection
- * Low oil pressure protection
- * Overspeed-underspeed protection
- * Charge fail protection
- * Jumper selected options

- * Optional cooldown cycle
- * Selectable 50/60 Hz operation
- * Optional alarm or energize to stop or preheat output
- * Selectable engine running signal (from genset voltage or charge alternator)
- * Dimensions: 72x72x43mm (WxHxD)

DKG-215



- * Zero power consumption in OFF mode
- * Both manual and remote controlled engine starting and stopping
- * Genset voltage inputs: 1
- * Genset current input: 1
- * Configurable digital inputs: 5
- * Configurable analogue inputs: 3
- * Digital outputs: 5
- * Magnetic pickup input

- * Genset KW and PF measurement
- * Engine hours run counter
- * Periodic maintenance request display
- * Configurable from front panel
- * Event logging
- * Statistical counters
- * MS-Windows remote monitoring SW
- * Dimensions: 96x96x53mm (WxHxD)


DKG-227



- * Zero power consumption in OFF mode
- * Both manual and remote controlled engine starting and stopping
- * Genset voltage inputs: 3
- * Genset current input: 1
- * Configurable digital inputs: 5
- * Configurable analogue temperature and oil pressure inputs
- * Configurable relay outputs: 2

- * Total relay outputs: 4
- * Genset KW and PF measurement
- * Engine hours run counter
- * Periodic maintenance request display
- * Configurable from front panel
- * Event logging
- * Statistical counters
- * MS-Windows remote monitoring SW
- * Dimensions: 130x100x39mm (WxHxD)

DKG-317



- * Both manual and remote controlled engine starting and stopping
- * Password protection capability for manual start
- * Genset voltage inputs: 3
- * Genset current inputs: 3
- * Configurable digital inputs: 7
- * Configurable analogue temperature and oil pressure inputs
- * Configurable relay outputs: 2
- * Total relay outputs: 4

- * Output expansion capability
- * Genset KW and PF measurement
- * Engine hours run counter
- * Periodic maintenance request display
- * Configurable from front panel
- * Event logging
- * Statistical counters
- * Serial RS-232 port for telemetry on PC
- * MS-Windows remote monitoring SW
- * Dimensions: 165x125x48mm (WxHxD)


DKG-517



- * Both manual and remote controlled engine starting and stopping
- * Password protection capability for manual start
- * Genset voltage inputs: 3
- * Genset current inputs: 3
- * Configurable digital inputs: 7
- * Configurable analogue temperature and oil pressure inputs
- * Factory set analogue fuel level input
- * Configurable relay outputs: 2

- * Total relay outputs: 4
- * Output expansion capability
- * Genset KW and PF measurement
- * Engine hours run counter
- * Periodic maintenance request display
- * Configurable from front panel
- * Event logging
- * Statistical counters
- * Serial RS-232 port for telemetry on PC
- * MS-Windows remote monitoring SW
- * Dimensions: 190x135x48mm (WxHxD)

DKG-517-J



- * J1939 CANBUS ECU control and monitoring
- * Both manual and remote controlled engine starting and stopping
- * ECU fault codes display
- * Password protection capability for manual start
- * Genset voltage inputs: 3
- * Genset current inputs: 3
- * Configurable digital inputs: 7
- * Configurable analogue temperature and oil pressure inputs
- * Factory set analogue fuel level input
- * Configurable relay outputs: 2

- * Total relay outputs: 4
- * Output expansion capability
- * Genset KW and PF measurement
- * Engine hours run counter
- * Periodic maintenance request display
- * Configurable from front panel
- * Event logging
- * Statistical counters
- * Serial RS-232 port
- * GSM SMS message sending on fault
- * Modem calls on fault
- * MODBUS communications
- * MS-Windows remote monitoring SW
- * Dimensions: 190x135x48mm (WxHxD)

DKG-537



- * J1939 CANBUS ECU control and monitoring
- * Both manual and remote controlled engine starting and stopping
- * ECU fault codes display
- * Password protection capability for manual start
- * Genset voltage inputs: 3
- * Genset current inputs: 3
- * Configurable digital inputs: 8
- * Configurable analogue temperature and oil pressure inputs
- * Factory set analogue fuel level input
- * Configurable relay outputs: 2

- * Total relay outputs: 4
- * Output expansion capability
- * Genset KW and PF measurement
- * Engine hours run counter
- * Periodic maintenance request display
- * Configurable from front panel
- * Event logging
- * Statistical counters
- * Serial RS-232 port
- * GSM SMS message sending on fault
- * Modem calls on fault
- * MODBUS communications
- * MS-Windows remote monitoring SW
- * Dimensions: 202x148x48mm (WxHxD)

MANUAL AND REMOTE START UNITS (Continued)

DKG-119



- * Available with J1939 or magnetic pickup input
- * Genset voltage inputs: 1
- * Genset current inputs: 1
- * Configurable digital inputs: 5
- * Configurable analogue temperature, oil pressure and fuel level inputs
- * Configurable digital outputs: 2
- * Total digital outputs: 4
- * Triple language support
- * Customer logo display capability
- * Configurable from front panel
- * 3 level password support
- * Dual genset mutual standby operation
- * Genset KW and PF measurement
- * 100 events with measurements
- * Logic level serial port
- * GSM SMS message sending on fault
- * MODBUS communications
- * MS-Windows remote monitoring SW
- * Dimensions: 96 x 96 x 53 mm (WxHxD)

DKG-319



- * Available with J1939 or magnetic pickup input
- * Genset voltage inputs: 3
- * Genset current inputs: 3
- * Configurable digital inputs: 7
- * Configurable analogue temperature, oil pressure and fuel level inputs
- * Configurable digital outputs: 2
- * Total digital outputs: 4
- * Output expansion capability
- * Triple language support
- * Customer logo display capability
- * Configurable from front panel
- * 3 level password support
- * Dual genset mutual standby operation
- * Genset KW and PF measurement
- * Battery backed-up real time clock, Weekly operation schedule programs
- * Built-in daily, weekly, monthly exerciser
- * 100 events with time stamp and measurements
- * Serial RS-232 port
- * GSM SMS message sending on fault
- * Modem calls on fault
- * MODBUS communications
- * MS-Windows remote monitoring SW
- * Dimensions: 165 x 125 x 48 mm (WxHxD)

DKG-519



- * Available with J1939 or magnetic pickup input
- * Genset voltage inputs: 3
- * Genset current inputs: 3
- * Configurable digital inputs: 7
- * Configurable analogue temperature, oil pressure and fuel level inputs
- * Configurable digital outputs: 2
- * Total 10 Amp relay outputs: 4
- * Output expansion capability
- * Triple language support
- * Customer logo display capability
- * Configurable from front panel
- * 3 level password support
- * Dual genset mutual standby operation
- * Genset KW and PF measurement
- * Battery backed-up real time clock, Weekly operation schedule programs
- * Built-in daily, weekly, monthly exerciser
- * 100 events with time stamp and measurements
- * Serial RS-232 port
- * GSM SMS message sending on fault
- * Modem calls on fault
- * MODBUS communications
- * MS-Windows remote monitoring SW
- * Dimensions: 190 x 135 x 48 mm (WxHxD)

DKG-553



- * Genset voltage inputs: 3
- * Genset current inputs: 3
- * Configurable digital inputs: 8
- * Configurable analogue temperature, oil pressure and fuel level inputs
- * Configurable digital outputs: 2
- * Total digital outputs: 5
- * Magnetic pickup input
- * Output expansion capability
- * Triple language support
- * Customer logo display capability
- * Configurable from front panel
- * 3 level password support
- * Dual genset mutual standby operation
- * Genset KW and PF measurement
- * Battery backed-up real time clock, Weekly operation schedule programs
- * Built-in daily, weekly, monthly exerciser
- * 100 events with time stamp and measurements
- * Serial RS-232 port
- * GSM SMS message sending on fault
- * Modem calls on fault
- * MODBUS communications
- * MS-Windows remote monitoring SW
- * Dimensions: 202x148x48mm (WxHxD)

DKG-557



- * J1939 CANBUS ECU control and monitoring
- * J1939 ECU warnings displayed as text
- * Genset voltage inputs: 3
- * Genset current inputs: 3
- * Configurable digital inputs: 8
- * Configurable analogue temperature, oil pressure and fuel level inputs
- * Configurable digital outputs: 2
- * Total digital outputs: 5
- * Output expansion capability
- * Triple language support
- * Customer logo display capability
- * Configurable from front panel
- * 3 level password support
- * Dual genset mutual standby operation
- * Genset KW and PF measurement
- * Battery backed-up real time clock, Weekly operation schedule programs
- * Built-in daily, weekly, monthly exerciser
- * 200 events with time stamp and measurements
- * Serial RS-232 port
- * GSM SMS message sending on fault
- * Modem calls on fault
- * MODBUS communications
- * MS-Windows remote monitoring SW
- * Dimensions: 202x148x48mm (WxHxD)

MANUAL START UNITS

DKG-110



- * Provides engine protection functions in a manual control panel
- * DIN rail mounted
- * High engine temperature protection
- * Low oil pressure protection
- * Overspeed-underspeed protection

- * Fuel and alarm relay outputs
- * 3 semiconductor lamp outputs
- * Generator phase voltage input
- * Standard dimensions, 36mm width

DKG-151



- * Manual engine starting and stopping with fault monitoring
- * Charge alternator excitation circuit
- * High engine temperature protection
- * Low oil pressure protection
- * Overspeed-underspeed protection
- * Charge fail protection
- * Spare alarm input

- * High current relay outputs: DKG-151
- * Negative pulling semiconductor outputs: DKG-153
- * User selectable 50/60 Hz operation
- * User selectable energize to start/stop operation
- * Dimensions: 72x72x38mm (WxHxD)

DKG-155



- * Manual engine starting and stopping with fault monitoring
- * Charge alternator excitation circuit
- * High engine temperature protection
- * Low oil pressure protection
- * Overspeed-underspeed protection

- * Charge fail protection
- * Spare alarm input
- * Digital display of generator frequency
- * High current relay outputs
- * User selectable 50/60 Hz operation
- * Dimensions: 72x72x52mm (WxHxD)

REMOTE START UNITS

DKG-152

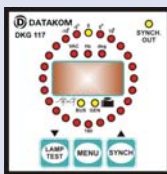


- * Remote controlled engine starting and stopping with fault monitoring
- * High current relay outputs: DKG-152
- * Negative pulling semiconductor outputs: DKG-154
- * Charge alternator excitation circuit
- * High engine temperature protection
- * Low oil pressure protection

- * Overspeed-underspeed protection
- * Charge fail protection
- * Cooldown cycle on remote start operation
- * User selectable 50/60 Hz operation
- * User selectable energize to start/stop operation
- * Dimensions: 72x72x38mm (WxHxD)

MANUAL SYNCHRONIZATION


DKG-117



- * 24 led circular synchroscope
- * Check synch relay output
- * Adjustable delta_V, delta_F, delta_theta for check synch
- * Genset phase voltage input
- * Busbar phase voltage input

- * Synch Check Enable input
- * Dead Bus Enable input
- * Auto power off
- * Adjustable parameters
- * Configurable from front panel
- * Dimensions (72x72x52mm)

DKG-217



- * Zero power consumption at rest
- * Both manual and remote controlled engine starting and stopping
- * LED bargraph synchroscope
- * Check synch relay output
- * Programmable delta_V, delta_F, delta_theta for check synch
- * Genset / busbar voltage inputs: 3 / 1
- * Genset current input: 1
- * Configurable analogue temperature and oil pressure inputs
- * Configurable digital inputs: 5

- * Configurable relay outputs: 2
- * Total relay outputs: 5
- * Genset KW and PF measurement (single phase)
- * Periodic maintenance request indicator
- * Configurable from front panel
- * Engine hours run counter
- * Event logging
- * Statistical counters
- * Serial data port for telemetry on PC
- * MS-Windows remote monitoring SW
- * Dimensions (130x100x39mm)

GOVERNOR CONTROLLERS

DKG-251

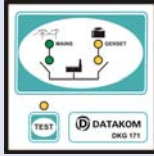


- * 12 and 24V operation
- * Capable of governing various engines
- * Forward acting actuator output
- * Adjustable rated and idle speeds
- * Isochronous and droop operation
- * External speed adjustment input

- * 10 Amps continuous current output
- * Speed sensor failure detection
- * Battery reverse voltage protection
- * Output short circuit protection
- * Dimensions (130x110x27mm)

AUTOMATIC TRANSFER SWITCHES

DKG-171



- * Mains failure monitoring
- * Automatic load transfer
- * Provides Remote Start signal for engine controller
- * Mains / genset voltage inputs: 3 / 1

- * Relay outputs: MC, GC, remote start
- * Factory set timers
- * Adjustable mains and genset low limits
- * Genset test mode available
- * Dimensions: 72x72x38mm (WxHxD)

DKG-327



- * Mains failure monitoring
- * Automatic load transfer
- * Provides Remote Start signal for engine controller
- * Contactor and motorized switch control
- * Mains / genset voltage inputs: 3 / 3
- * Load current transformer inputs: 3
- * Configurable digital inputs: 4
- * Configurable relay outputs: 2
- * Total relay outputs: 4
- * Output expansion capability

- * Load KW and PF measurement
- * Engine hours run counter
- * Periodic maintenance request display
- * Battery backed-up real time clock,
- * Weekly operation schedule programs
- * Daily / weekly / monthly exerciser
- * Configurable from front panel
- * Event logging with time stamp
- * Statistical counters
- * Serial RS-232 port for telemetry on PC
- * MS-Windows remote monitoring SW
- * Dimensions: 165x125x48mm (WxHxD)

DKG-329



- * Mains failure monitoring
- * Automatic load transfer
- * Provides Remote Start signal for engine controller
- * Mains / genset voltage inputs: 3 / 3
- * Load current transformer inputs: 3
- * Configurable digital inputs: 7
- * Configurable digital outputs: 4
- * Total digital outputs: 6
- * Output expansion capability
- * Triple language support
- * Customer logo display capability
- * 3 level password support
- * Load KW and PF measurement

- * Engine hours run counter
- * Periodic maintenance request display
- * Battery backed-up real time clock,
- * Weekly operation schedule programs
- * Built-in Daily / weekly / monthly exerciser
- * Configurable from front panel
- * 100 events with time stamp and measurements
- * Statistical counters
- * Serial RS-232 port
- * GSM SMS message sending on fault
- * Modem calls on fault
- * MODBUS communications
- * MS-Windows remote monitoring SW
- * Dimensions: 165 x 125 x 48 mm (WxHxD)

ALARM EXTENSION UNITS

DKG-605



- * 8 channel alarm annunciator, alarm extension and automatic shutdown functions
- * 8 configurable input channels
- * Generator phase voltage input
- * Underspeed/Overspeed protection
- * 2 relay outputs for warning and shutdown conditions

- * Individual semiconductor outputs for each input channel
- * Programmable using DKG-605 Hand Terminal
- * Dimensions: 72x72x70mm (WxHxD)

PANEL MEASUREMENT UNITS

DKM-403



- * Provides all displays needed in a power distribution panel
- * Phase voltage inputs: 3
- * Current transformer inputs: 3
- * Phase voltage display
- * Load current displays
- * Mains frequency display
- * Power factor display
- * Three-phased active power display
- * Three-phased apparent power display

- * Compatible with all values of current transformers
- * Failure relay output
- * Phase sequence protection
- * High / low voltage protection
- * Overcurrent protection
- * High / low frequency protection
- * Configurable from front panel
- * Dimensions: 96x96x100mm (WxHxD)

EARTHQUAKE DETECTOR UNITS

DSD-050



- * Earthquake shutdown unit based on microprocessor controlled acceleration sensors
- * Direct connection to electromechanical solenoid valves
- * Internal 12Vdc battery and battery charger
- * Seismic properties conformal to ANSI Z.21-70 (1981) and ASCE 25-97 standards

- * Non-seismic accelerations filtered
- * Capable of performing self-test
- * Maintenance free

DSD-060




- * Based on silicon micromachined acceleration sensors, this unit detects seismic acceleration and generates control signals to shutdown any critical devices
- * Seismic properties conformal to ANSI Z.21-70 (1981) and ASCE 25-97 standards
- * Microprocessor controlled,
- * Non-seismic accelerations filtered

- * Capable of performing self-test
- * Maintenance free
- * Separate outputs for standard and high sensitivity
- * Operates on 10 to 30 volts DC
- * Direct interface to gensets, elevators and alarm systems
- * Overload and short circuit protected relay outputs
- * Resin molded design

ALTERNATOR VOLTAGE REGULATORS

AVR-5



- * Half-Wave thyristor output
- * 0-5 amps continuous output current
- * 0-115 volts output voltage
- * Relay-less circuit design
- * Built in voltage adjustment
- * Remote voltage adjustment available

- * Adjustable low frequency protection
- * Built in stability adjustment
- * Easy connection scheme
- * Compatible with various types of alternators
- * Resin molded design
- * Dimensions: 125x68x35mm (LxWxH)

AVR-12



- * Half-Wave thyristor output
- * 0-10 amps continuous output current
- * 0-115 volts output voltage
- * Relay-less circuit design
- * Built in voltage adjustment
- * Remote voltage adjustment available

- * Adjustable low frequency protection
- * Built in stability adjustment
- * Easy connection scheme
- * Compatible with various types of alternators
- * Resin molded design
- * Dimensions: 125x68x35mm (LxWxH)

AVR-20



- * Half-Wave thyristor output
- * 0-20 amps continuous output current
- * 0-115 volts output voltage
- * Relay-less circuit design
- * Built in voltage adjustment
- * Remote voltage adjustment available

- * Adjustable low frequency protection
- * Built in stability adjustment
- * Easy connection scheme
- * Compatible with various types of alternators
- * Resin molded design
- * Dimensions: 125x68x35mm (LxWxH)

BATTERY CHARGERS

SMPS 123/1210/125/243/245/2410



| | SMPS-123 | SMPS-125 | SMPS-1210 | SMPS-243 | SMPS-245 | SMPS-2410 |
|--------------|----------|----------|-----------|----------|----------|-----------|
| volts | 13.7 | 13.7 | 13.7 | 27.4 | 27.4 | 27.4 |
| amps | 3 | 5 | 10 | 3 | 5 | 10 |

- * These are fixed output voltage, current limited lead acid battery chargers specially designed for permanent connection to genset starter batteries. They maintain the batteries fully charged, without overcharging or gassing.
- * The chargers are designed in switchmode technology. Their rugged design allows surviving in harsh electromagnetic environments found in automotive industry.
- * The low weight of the unit makes it ideal for use in highly vibrating generator control panels. The small dimensions allow compact panel design.
- * Thanks to their high efficiency, the self-heating of the chargers is kept in minimum levels allowing operation in warm environments.

- * 100 KHz switchmode architecture,
- * Float charging system,
- * Constant voltage output,
- * Current limited,
- * Rugged design for industrial environments,
- * Rectifier fail output
- * Boost charge input
- * Short circuit protection
- * Overload protection
- * High temperature protection
- * Plug-in connection system
- * Operating voltage range: 170-270 VAC
- * Operating frequency range: 45-65 Hz
- * Operating temp range: -20 to +70 °C

CERTIFICATION

Please refer to www.datakom.com.tr website for the latest certifications of each product.

DATAKOM Electronics Limited

Tel: + 90-216 466 84 60 Fax: + 90-216 364 65 65 E-mail: datakom@datakom.com.tr <http://www.datakom.com.tr>